

How to use SCAN® to align Common Core in a History lesson: *A Revolutionary Tea Party*

Lesson Objective

Utilize historical thinking, and problem solving to maximize understanding of the causes of the Revolutionary War

Common Core Standards / College and Career Readiness

Writing / Research to Build and Present Knowledge

W 9 Draw evidence from literary or informational texts to support analysis, reflection, and research.

Writing/ Text Types and Purposes

W 7.1 Write arguments to support claims with clear reasons and relevant evidence.

Writing/ Production and Distribution of Writing

W 7.4 Produce clear and coherent writing in which the development, organization, and style are appropriate to task, purpose, and audience.

W7.6 Use technology, including the Internet, to produce and publish writing and link to and cite sources as well as to interact and collaborate with others, including linking to and citing sources.

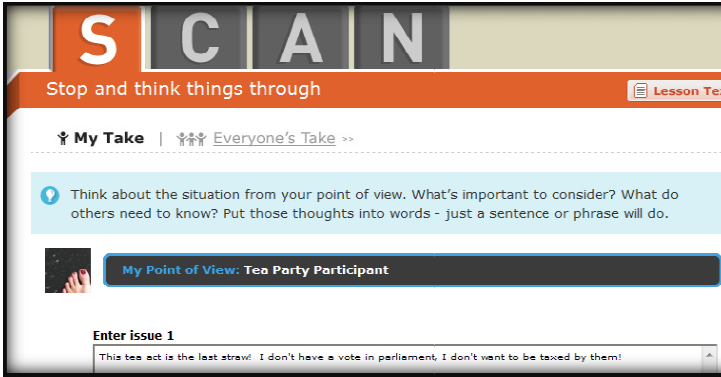

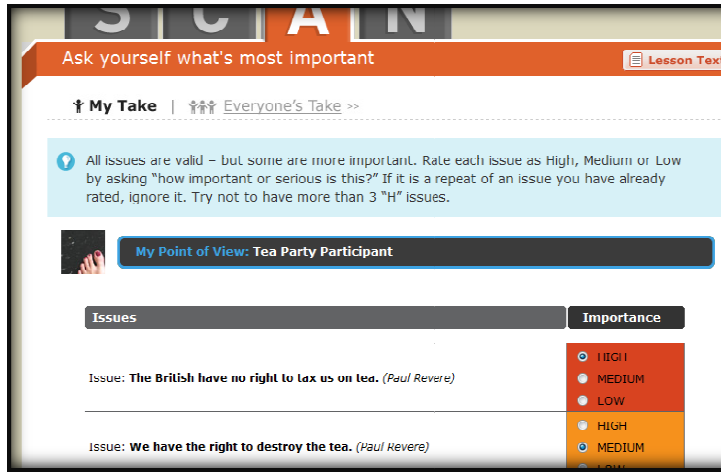
Speaking and Listening/ Comprehension and Collaboration

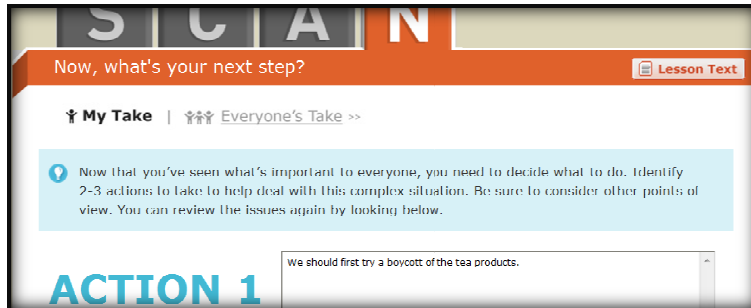
SL 7.1 Engage effectively in a range of collaborative discussions with diverse partners on grade 7 topics, texts, and issues, building on others' ideas and expressing their own clearly.

Writing/ Literacy in History/Social Studies, Science, and Technical Subjects

W LHST 8.1 Write arguments focused on discipline-specific content.

Instructions

1. Upon entering the online SCAN session set up for their class, students will read a given scenario “A Revolutionary Tea Party” which features four different perspectives.
2. SCAN Step 1: Socratic questions built into the online discussion format help students “See the issues” from their assigned perspective and enter them into the discussion.This screenshot shows the SCAN interface for Step 1. The header reads 'SCAN' and 'Stop and think things through'. Below the header, there are navigation links for 'My Take' and 'Everyone's Take'. A light blue instruction box asks the user to think about the situation from their point of view. Below this is a dark blue bar with the text 'My Point of View: Tea Party Participant'. At the bottom, there is a text input field labeled 'Enter issue 1' containing the text: 'This tea act is the last straw! I don't have a vote in parliament. I don't want to be taxed by them!'
3. SCAN Step 2: Students discuss and will be asked to “Clarify the issues” and develop arguments discuss the issues with peers representing other perspectives.This screenshot shows the SCAN interface for Step 2. The header reads 'SCAN' and 'Stop and think things through'. Below the header, there are navigation links for 'My Take' and 'Everyone's Take'. A light blue instruction box asks the user to look at everyone's issues and write comments or ask questions. Below this is a dark blue bar with the text 'Point of View: Tea Party Participant'. Underneath, an issue is displayed: 'Issue: This tea act is the last straw! I don't have a vote in parliament, I don't want to be taxed by them! (from Tax attack) new'. There is a 'Be the first to comment!' prompt.
4. SCAN Step 3: Using the online assessment step, they will determine which issues have the most importance.This screenshot shows the SCAN interface for Step 3. The header reads 'SCAN' and 'Ask yourself what's most important'. Below the header, there are navigation links for 'My Take' and 'Everyone's Take'. A light blue instruction box asks the user to rate each issue as High, Medium, or Low. Below this is a dark blue bar with the text 'My Point of View: Tea Party Participant'. At the bottom, there is a table for rating issues.

Issues	Importance
Issue: The British have no right to tax us on tea. (Paul Revere)	<input checked="" type="radio"/> HIGH <input type="radio"/> MEDIUM <input type="radio"/> LOW
Issue: We have the right to destroy the tea. (Hull Revere)	<input type="radio"/> HIGH <input checked="" type="radio"/> MEDIUM <input type="radio"/> LOW
5. SCAN Step 4: Students will finish by considering all perspectives and developing and posting proposals for a resolution of the given problem.This screenshot shows the SCAN interface for Step 4. The header reads 'SCAN' and 'Now, what's your next step?'. Below the header, there are navigation links for 'My Take' and 'Everyone's Take'. A light blue instruction box asks the user to identify 2-3 actions to take to help deal with the situation. At the bottom, there is a text input field labeled 'ACTION 1' containing the text: 'We should first try a boycott of the tea products.'